

Scaled data based on original data using
LM-79-08 Approved Method: Electrical and Photometric Measurements of Solid-
State Lighting Products

Test Report Prepared for
Cooper Lighting Solutions
(formerly Eaton)

Brand: McGRAW-EDISON

Report Number: P200291

Luminaire Tested: **GWC-AF-01-LED-E1-SL3-7050-600**

Issue Date: 3/3/2020

Test Information

Test Method: LM-79-08
Report Number: P200291
TEST IS SCALED FROM IESNA LM-79-08 TEST DATA (P24288)
Test Lab: INNOVATION CENTER P2
Issue Date: 3/3/2020
Manufacturer: COOPER LIGHTING SOLUTIONS (FORMERLY EATON)
Product Line: MCGRAW-EDISON
Catalog Number: GWC-AF-01-LED-E1-SL3-7050-600
Description: GALLEON WALL LUMINAIRE
(1) 70 CRI, 5000K, 615mA LIGHTSQUARE WITH 16 LEDS EACH AND TYPE III SPILL LIGHT ELIMINATOR OPTICS
Light Source: -
Ballast/Driver: ELECTRONIC DRIVER

Summary

Lumens per Lamp: N/A
Luminaire Lumens: 4188 lumens
Efficiency: N/A
Efficacy: 123.2 lumens/watt
Luminous Opening: Rectangular (W 0.5' x L: 0.5' x H: 0')
IES Classification: Type III - Medium - Non-Cutoff
BUG Rating: B1 - U0 - G1

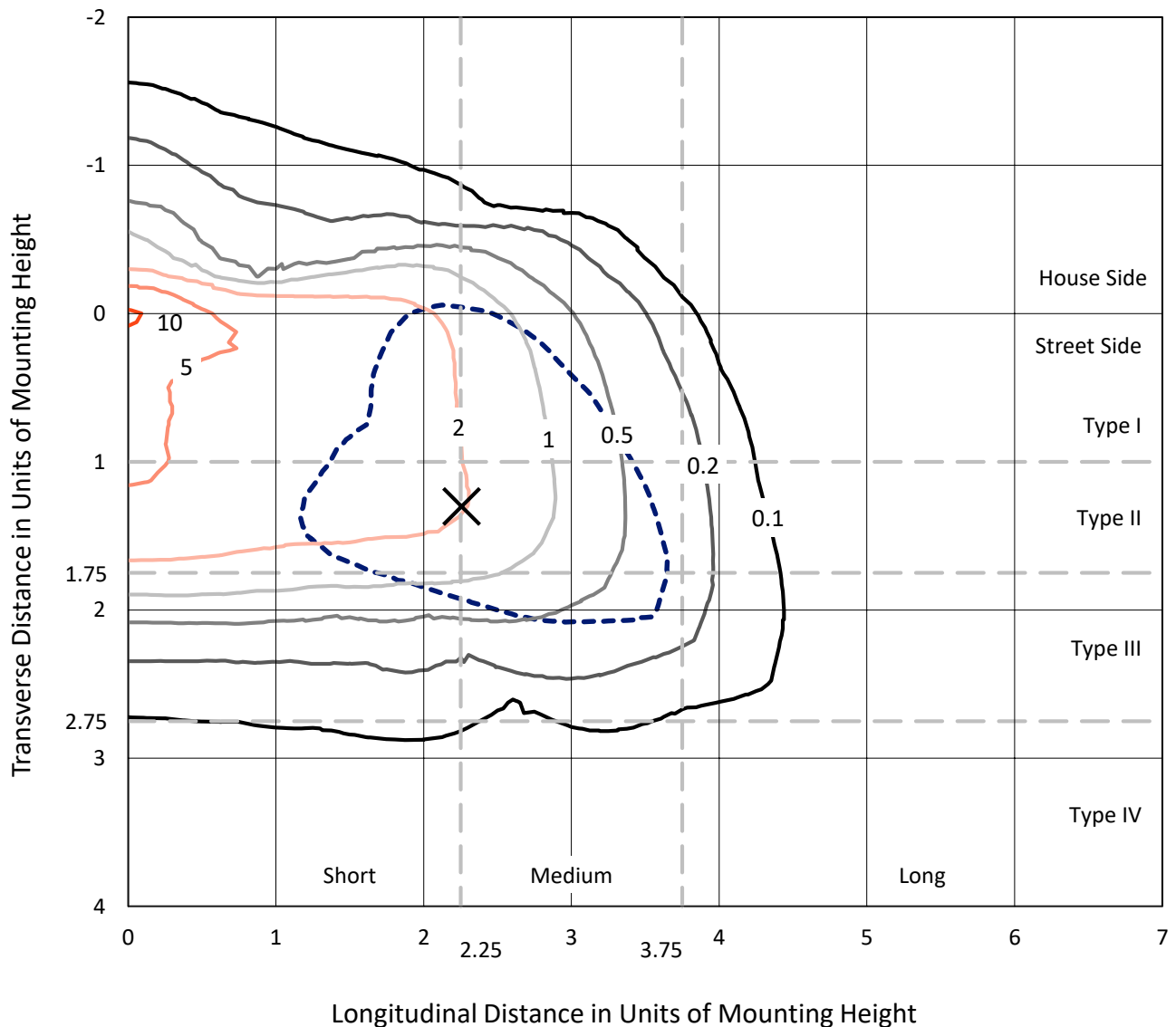
Input Watts (W): 34
Input Voltage (V): NR
Input Current (Ain): NR
Voltage Rise (V): NR
Power Factor: NR
Total Harmonic Distortion (THDi): NR
Frequency (hertz): 60
Stabilization Time: NR
Operation Time: NR
Ambient Temperature (°C): NR
Test Distance: 25 FT



REPORT NUMBER: P200291
 CATALOG NUMBER: GWC-AF-01-LED-E1-SL3-7050-600

Iso-Footcandle Lines of Horizontal Illumination

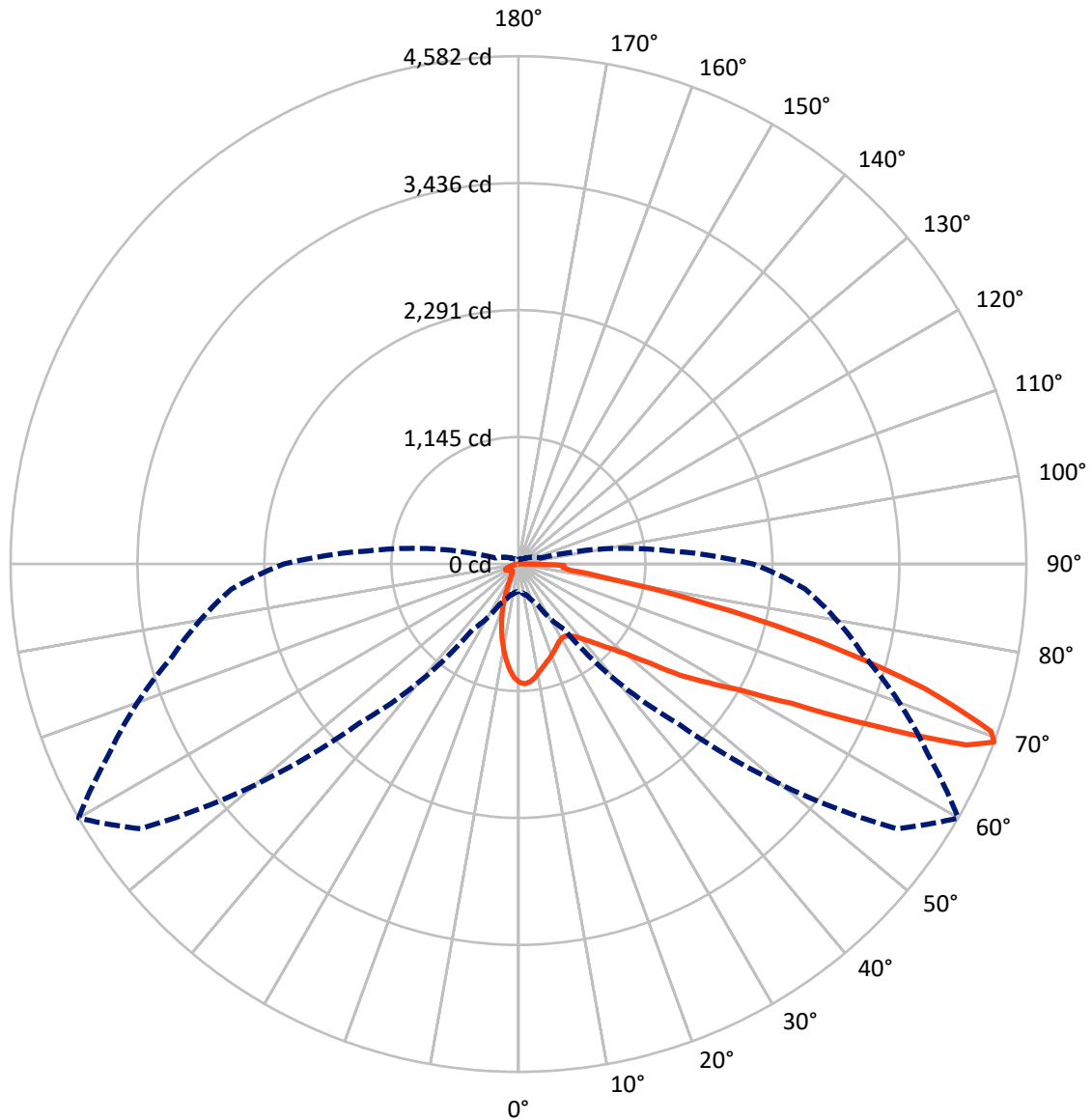
× Max cd
 - - - 1/2 Max cd



Based on 10 foot mounting height. Maximum calculated value = 10.7 fc
 Type III - Medium - Non-Cutoff

REPORT NUMBER: P200291
CATALOG NUMBER: GWC-AF-01-LED-E1-SL3-7050-600

Luminous Intensity Polar Plot



— Vertical Plane Through 60-Deg Lateral - - - Horizontal Cone Through 69-Deg Vertical

REPORT NUMBER: P200291

CATALOG NUMBER: GWC-AF-01-LED-E1-SL3-7050-600

FLUX DISTRIBUTION:

		Downward	Upward	Total
House Side	Lumens	595.8	0.0	595.8
	% Fixture	14.2	0.0	14.2
Street Side	Lumens	3592.2	0.0	3592.2
	% Fixture	85.8	0.0	85.8
Total	Lumens	4188.0	0.0	4188.0
	% Fixture	100.0	0.0	100.0

Coefficient of Utilization

ZONAL LUMENS:

Zone	Lumens	% Fixture
0°-10°	90.2	2.2
10°-20°	192.2	4.6
20°-30°	245.0	5.8
30°-40°	336.8	8.0
40°-50°	546.4	13.0
50°-60°	876.3	20.9
60°-70°	1166.3	27.8
70°-80°	629.7	15.0
80°-90°	105.1	2.5
90°-100°	0.0	0.0
100°-110°	0.0	0.0
110°-120°	0.0	0.0
120°-130°	0.0	0.0
130°-140°	0.0	0.0
140°-150°	0.0	0.0
150°-160°	0.0	0.0
160°-170°	0.0	0.0
170°-180°	0.0	0.0
0°-90°	4188.0	100.0
0°-180°	4188.0	100.0



REPORT NUMBER: P200291

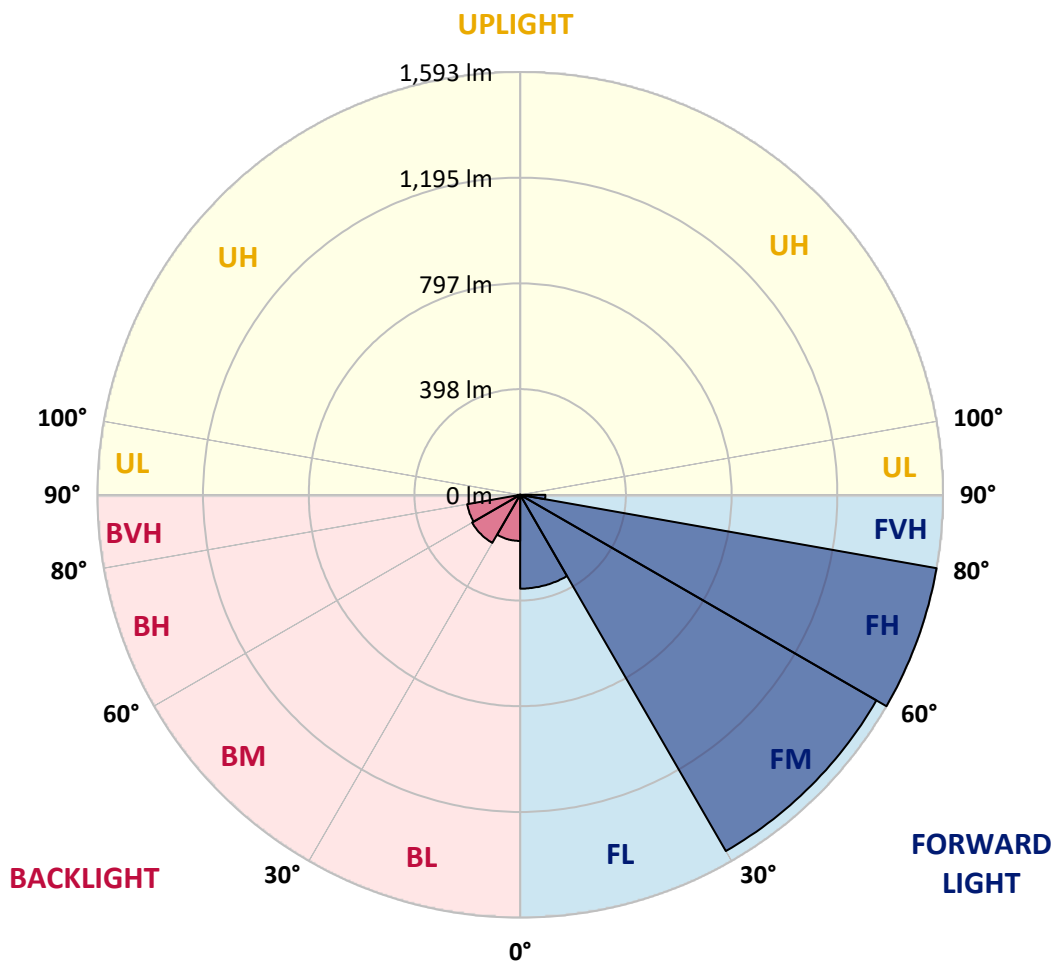
CATALOG NUMBER: GWC-AF-01-LED-E1-SL3-7050-600

LUMINAIRE CLASSIFICATION SYSTEM LUMEN TABLE AND BUG RATING:

Zone		Lumens	% Fixture	Zone Rating/Lumen Limit		
				B	U	G
FL	(0°-30°)	353.6	8.4			
FM	(30°-60°)	1550.2	37.0			
FH	(60°-80°)	1593.5	38.0			G1/1800
FVH	(80°-90°)	95.0	2.3			G1/100
BL	(0°-30°)	173.8	4.2	B1/500		
BM	(30°-60°)	209.3	5.0	B0/220		
BH	(60°-80°)	202.6	4.8	B1/500		G1/500
BVH	(80°-90°)	10.1	0.2			G1/100
UL	(90°-100°)	0.0	0.0		U0/0	
UH	(100°-180°)	0.0	0.0		U0/0	

BUG Rating: B1-U0-G1

Type III Medium





REPORT NUMBER: P200291

CATALOG NUMBER: GWC-AF-01-LED-E1-SL3-7050-600

CANDELA DISTRIBUTION (FULL):

	0°	5°	15°	25°	35°	45°	55°	60°	65°	75°	85°
0°	1067.2	1067.2	1067.2	1067.2	1067.2	1067.2	1067.2	1067.2	1067.2	1067.2	1067.2
2.5°	1089.0	1091.4	1090.4	1089.8	1091.6	1088.8	1082.9	1081.1	1078.3	1071.6	1060.3
5°	1048.1	1055.4	1055.0	1060.5	1069.6	1072.0	1069.4	1069.8	1064.5	1056.2	1037.4
7.5°	977.5	980.6	982.2	994.1	1010.7	1024.1	1035.4	1039.0	1036.6	1029.5	1005.3
10°	904.7	907.1	911.0	924.9	946.0	964.4	985.8	998.2	1003.4	1002.2	975.1
12.5°	842.2	844.6	849.7	865.5	890.6	913.2	944.4	959.7	972.3	979.8	950.6
15°	786.2	791.4	796.3	814.5	842.6	872.3	907.5	927.0	946.4	963.2	929.0
17.5°	742.5	747.7	750.6	767.1	797.1	833.5	874.8	897.6	921.9	949.4	907.5
20°	717.2	719.6	718.4	727.7	754.6	793.2	842.2	868.7	898.0	936.5	886.1
22.5°	710.1	710.3	705.8	704.8	722.2	754.8	807.4	839.6	875.6	928.0	867.7
25°	727.3	726.7	714.5	704.6	706.5	725.5	773.8	811.2	856.8	926.2	853.5
27.5°	765.5	767.3	749.3	730.7	712.3	711.7	748.3	787.8	841.4	934.5	847.5
30°	819.1	822.2	803.0	779.3	744.7	716.2	738.4	773.8	831.9	951.6	846.4
32.5°	877.8	881.0	866.5	841.6	796.3	743.7	745.3	775.0	831.5	975.7	853.3
35°	940.3	944.0	936.5	915.4	865.1	794.5	771.6	794.7	844.6	1012.5	871.7
37.5°	1010.1	1015.8	1017.8	997.8	944.0	861.4	814.7	831.9	874.4	1063.7	905.5
40°	1110.7	1118.6	1117.9	1089.2	1034.4	951.9	881.2	885.7	920.7	1132.1	959.5
42.5°	1303.3	1304.9	1254.5	1192.0	1133.9	1046.9	959.7	956.1	984.6	1218.7	1039.0
45°	1548.3	1541.6	1429.5	1308.7	1237.9	1156.2	1061.9	1044.1	1065.7	1324.3	1138.6
47.5°	1751.6	1736.2	1594.6	1427.9	1348.0	1274.9	1181.9	1150.7	1162.7	1444.1	1267.2
50°	1822.2	1810.6	1693.3	1527.0	1452.2	1419.8	1329.6	1285.5	1288.7	1586.9	1418.0
52.5°	1807.0	1805.4	1727.1	1592.4	1549.7	1571.9	1538.7	1479.1	1447.5	1745.5	1580.6
55°	1771.2	1774.6	1746.3	1668.4	1661.1	1718.8	1812.1	1768.0	1669.8	1905.5	1748.7
57.5°	1646.8	1655.7	1718.0	1764.1	1840.6	1926.4	2032.2	2019.6	1909.2	2078.5	1948.6
60°	1326.7	1347.4	1514.5	1745.5	2025.3	2293.5	2340.9	2311.8	2156.0	2293.1	2212.6
62.5°	929.6	951.0	1149.7	1511.2	1994.9	2708.3	2892.8	2767.1	2510.4	2609.3	2554.3
65°	497.7	508.0	659.7	1048.6	1684.2	2793.9	3699.4	3508.2	3071.6	2999.2	2846.7
67.5°	274.5	280.2	338.3	529.4	1078.7	2460.2	4213.2	4357.7	3773.0	3258.8	2793.4
69°	248.2	253.5	291.5	401.0	721.8	2034.2	4163.1	4581.6	4080.5	3233.1	2596.8
70°	242.8	247.6	281.8	369.6	584.3	1676.7	3994.9	4524.4	4153.8	3141.0	2425.2
72.5°	218.5	223.8	256.9	332.0	499.3	835.9	3164.5	3825.4	3771.2	2723.4	1839.6
75°	203.7	208.6	264.8	325.1	478.0	529.0	2086.2	2819.3	2772.2	1905.1	991.9
77.5°	87.2	86.8	122.8	275.1	485.1	512.2	1121.0	1761.3	1606.9	814.3	284.8
80°	58.3	57.3	58.3	80.9	444.9	515.1	587.3	894.0	675.3	207.6	140.4
82.5°	50.2	49.4	51.2	49.4	156.4	587.9	499.3	475.4	321.1	117.9	69.6
85°	33.8	32.4	44.1	44.3	73.8	522.4	562.4	401.6	259.8	70.0	34.4
87.5°	16.2	15.8	25.7	31.4	43.3	212.2	631.0	411.5	262.0	35.8	16.4
90°	0.0	0.0	0.0	0.0	0.0	0.0	0.0	0.0	0.0	0.0	0.0



REPORT NUMBER: P200291

CATALOG NUMBER: GWC-AF-01-LED-E1-SL3-7050-600

CANDELA DISTRIBUTION (continued):

	90°	95°	105°	115°	125°	135°	145°	155°	165°	175°	180°
0°	1067.2	1067.2	1067.2	1067.2	1067.2	1067.2	1067.2	1067.2	1067.2	1067.2	1067.2
2.5°	1056.8	1048.6	1040.5	1030.8	1020.6	1009.3	1003.6	998.0	996.6	994.9	989.3
5°	1027.7	1016.0	995.8	973.5	950.0	927.2	909.8	898.8	890.6	886.3	878.8
7.5°	990.1	972.9	937.5	899.0	859.6	823.6	792.4	772.8	754.2	745.5	735.6
10°	954.3	928.6	873.6	816.9	760.3	705.8	654.7	618.5	586.3	568.3	555.5
12.5°	923.5	888.3	812.1	735.4	657.7	580.2	503.5	443.3	392.9	366.4	352.8
15°	893.6	851.1	753.6	656.3	556.5	451.1	350.4	282.0	240.3	223.8	218.1
17.5°	866.5	812.1	694.9	576.6	452.2	324.7	235.5	197.9	181.9	176.4	174.6
20°	837.1	772.6	634.0	493.2	343.3	227.0	183.9	167.3	160.8	159.2	158.4
22.5°	808.8	733.8	575.8	404.0	246.6	175.2	158.0	151.1	150.1	151.5	151.5
25°	784.7	699.0	512.8	310.7	181.1	147.5	141.4	139.8	143.6	148.9	149.9
27.5°	766.7	670.4	445.9	229.4	144.2	128.3	128.1	130.7	140.2	150.3	152.3
30°	754.4	643.3	374.3	165.5	121.0	112.9	116.1	121.8	135.7	150.1	154.0
32.5°	748.1	623.3	299.6	128.1	103.6	99.1	104.6	111.5	125.2	138.6	143.6
35°	753.0	608.5	229.2	106.8	91.4	88.0	93.7	100.3	108.4	114.1	117.9
37.5°	771.2	602.7	173.0	95.7	83.1	79.9	84.4	88.2	91.4	93.1	94.9
40°	810.4	608.9	138.6	90.0	78.5	74.4	76.3	77.7	79.7	81.3	82.1
42.5°	868.3	627.8	124.2	87.8	76.1	70.2	69.8	70.4	73.0	76.1	76.7
45°	949.2	660.9	123.2	89.2	74.9	66.8	64.9	65.7	69.8	74.4	75.3
47.5°	1052.6	711.5	131.3	93.5	75.9	64.9	61.9	62.9	68.0	74.2	75.3
50°	1177.8	782.1	144.9	99.7	80.3	65.3	60.9	61.5	66.8	73.6	74.7
52.5°	1325.7	882.3	159.6	105.8	85.0	68.0	61.7	60.3	65.1	71.2	72.4
55°	1490.2	1010.7	174.8	111.3	87.4	71.2	63.3	58.7	62.1	67.2	68.2
57.5°	1692.1	1190.4	201.1	116.5	89.0	73.4	64.9	57.1	58.3	61.9	62.7
60°	1965.4	1444.5	247.4	125.2	92.7	74.2	64.7	55.6	54.4	56.4	56.8
62.5°	2292.9	1720.4	286.1	136.2	98.7	74.9	63.5	54.6	51.2	51.2	51.6
65°	2487.4	1794.3	264.6	145.3	103.8	74.2	62.1	53.6	48.8	46.5	46.7
67.5°	2322.5	1578.0	226.8	147.1	103.6	71.4	59.9	51.8	46.3	42.9	42.7
69°	2115.9	1361.5	209.8	142.2	98.7	67.8	57.1	49.8	44.5	40.9	40.7
70°	1949.4	1229.4	198.7	137.0	93.5	65.1	54.8	47.9	43.1	39.7	39.2
72.5°	1417.4	805.6	169.7	117.7	77.1	54.6	47.3	42.1	38.4	36.4	36.0
75°	708.3	384.2	137.8	95.5	59.1	43.7	38.8	35.2	33.4	33.0	32.8
77.5°	232.7	176.0	98.5	71.2	43.9	34.2	31.4	28.7	28.3	29.5	29.1
80°	127.9	102.4	62.5	47.1	29.9	25.1	24.7	23.3	23.9	25.9	25.5
82.5°	65.1	53.2	38.6	28.3	20.2	18.0	19.6	18.8	19.6	21.4	21.2
85°	32.2	29.1	24.5	17.2	13.4	11.5	14.0	14.6	15.0	16.4	16.4
87.5°	18.6	17.2	12.9	8.1	6.7	6.1	8.1	7.9	9.3	10.1	9.9
90°	0.0	0.0	0.0	0.0	0.0	0.0	0.0	0.0	0.0	0.0	0.0

(END OF REPORT)